

# Default Report

Explore the data behind your survey responses. Gain a better perspective of your survey data and uncover insights for further planning.

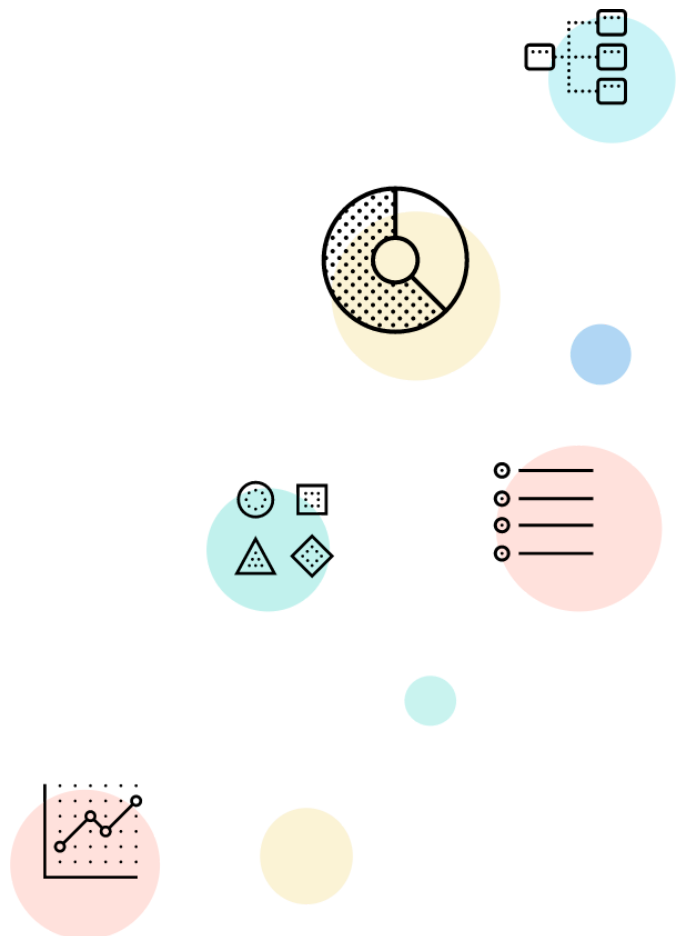
 Visited  
**10**

 Started  
**6**

 Avg. Time to Complete  
**5m 29s**

 Completed  
**4**

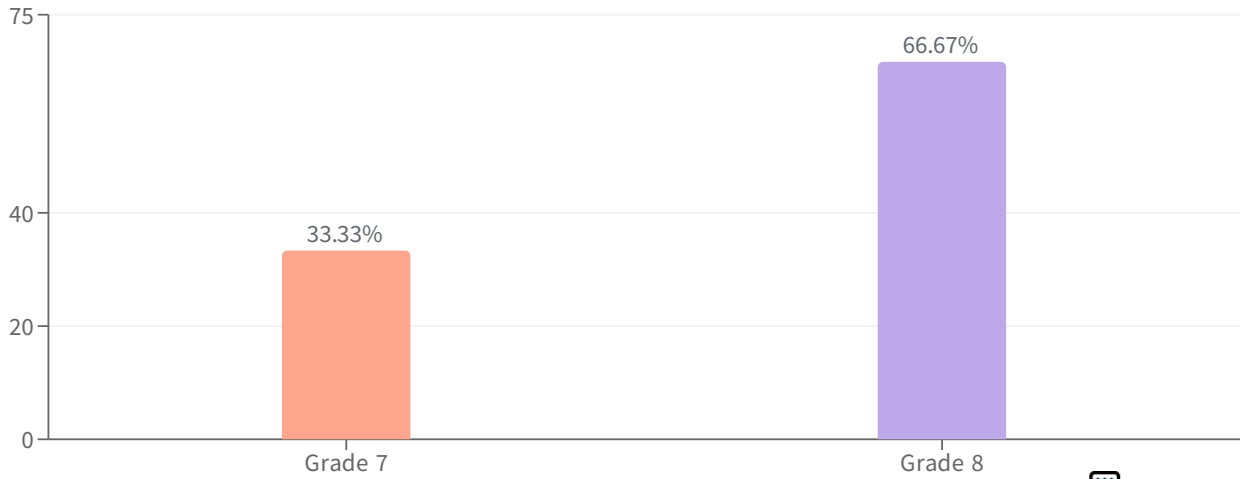
 Completion Rate  
**66.67%**



QUESTION 01 | DROPDOWN

Hi, Thank you for participating in our brief survey about school culture! To begin, what grade level do you teach?

Answered: 6 Skipped: 0

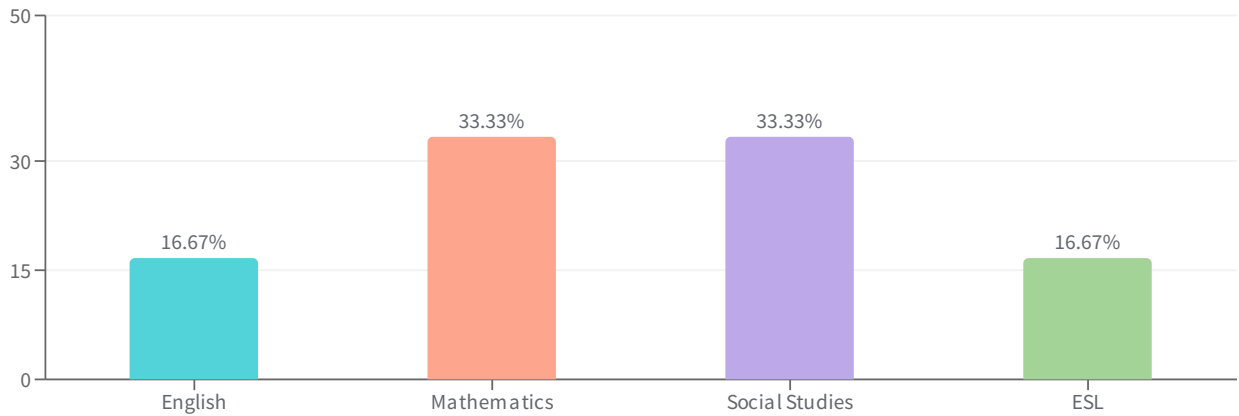


ANSWER CHOICES ▾	RESPONSES ▾	RESPONSE PERCENTAGE ▾
Grade 7	2	33.33%
Grade 8	4	66.67%




# What subject do you teach?

Answered: 6 Skipped: 0



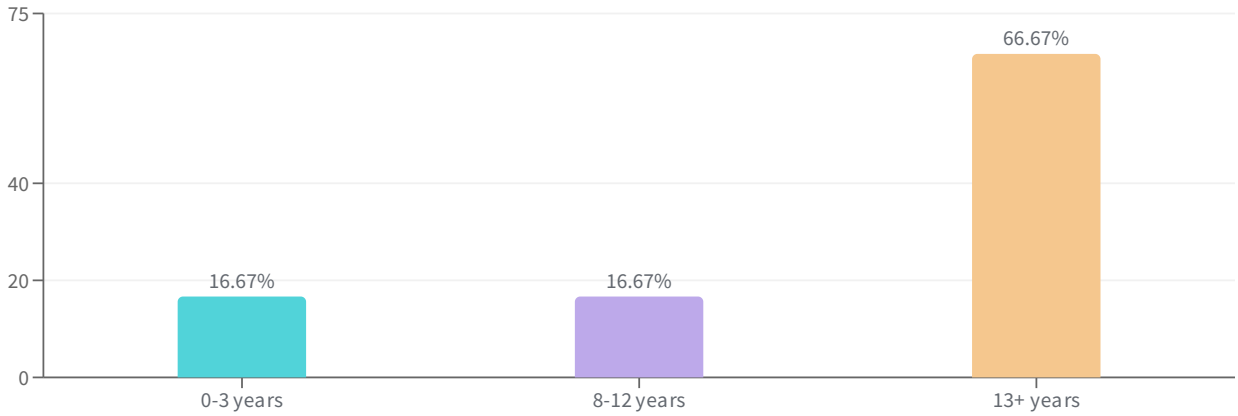
ANSWER CHOICES ▾	RESPONSES ▾	RESPONSE PERCENTAGE ▾
English	1	16.67%
Mathematics	2	33.33%
Social Studies	2	33.33%
ESL	1	16.67%



QUESTION 03 | DROPDOWN

# How many years have you worked in education?

Answered: 6 Skipped: 0



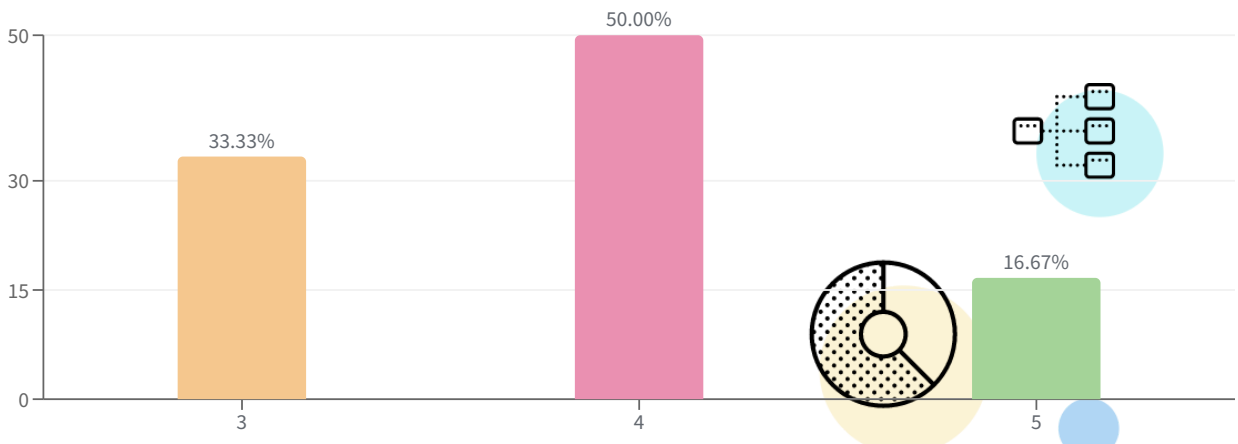
ANSWER CHOICES ▾	RESPONSES ▾	RESPONSE PERCENTAGE ▾
0-3 years	1	16.67%
8-12 years	1	16.67%
13+ years	4	66.67%



**QUESTION 04** | OPINION SCALE

KLTR Score: Defining positive school culture as an energetic and passion-driven atmosphere, built upon the beliefs, perceptions, relationships, attitudes, written - unwritten rules that shape and influence every aspect of how school functions and the social, emotional safety of students, where teachers and students work well together, strive to achieve common goals and share strong community bonds. On a scale of 1-7, how would you rate school culture at Liberty Middle School? (1 significantly negative, 7 exceptionally positive)

Answered: **6** Skipped: **0**

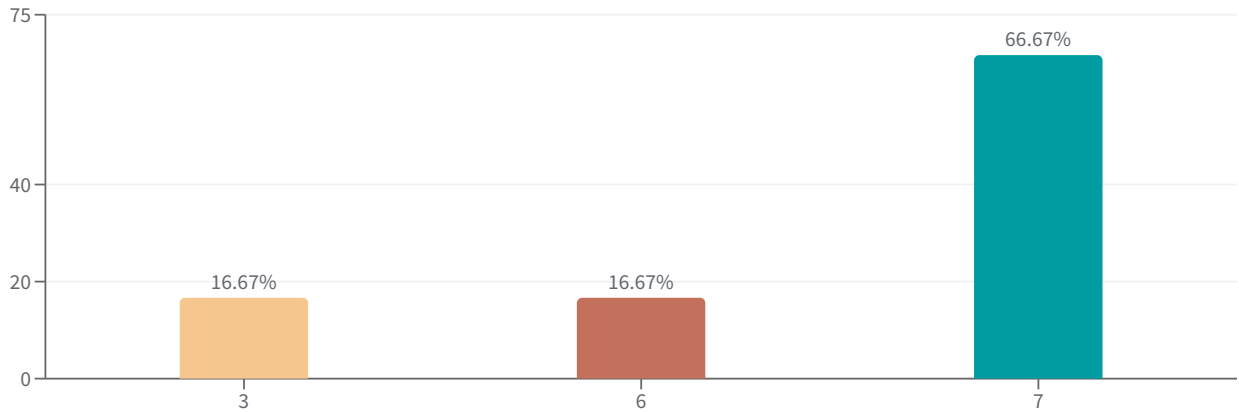


ANSWER CHOICES	RESPONSES	RESPONSE PERCENTAGE
3	2	33.33%
4	3	50.00%
5	1	16.67%

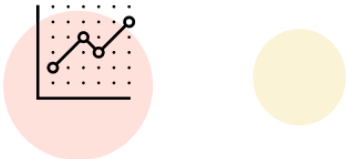
QUESTION 05 | OPINION SCALE

How important are SEL (social-emotional learning) and diversity work for faculty and students to you?

Answered: 6 Skipped: 0



ANSWER CHOICES	RESPONSES	RESPONSE PERCENTAGE
3	1	16.67%
6	1	16.67%
7	4	66.67%

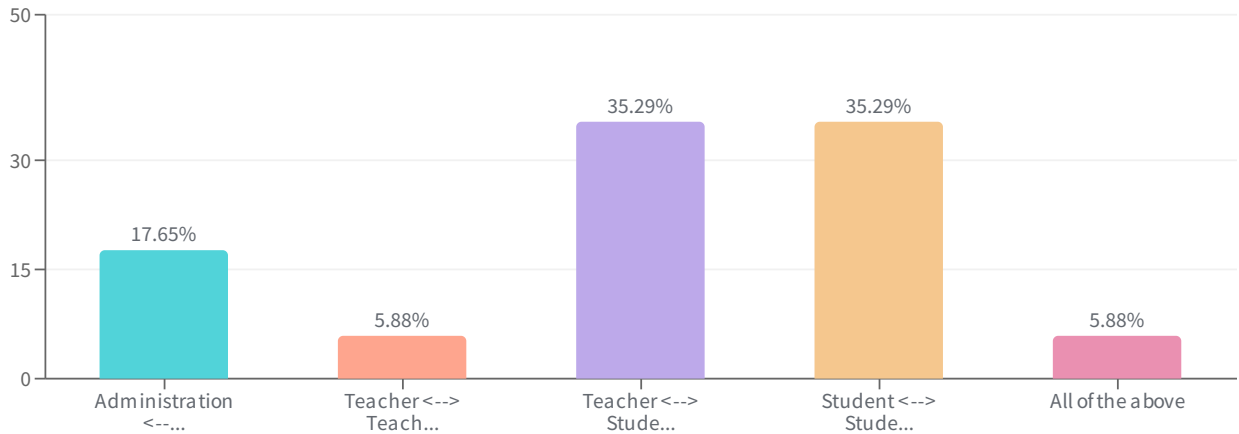


QUESTION 06 | MULTIPLE CHOICE

# What relationships would you like to see improvements on within the Walsh Middle School community?

Select all that apply.

Answered: 6 Skipped: 0



ANSWER CHOICES	RESPONSES	RESPONSE PERCENTAGE
Administration <--> Teacher	3	17.65%
Teacher <--> Teacher	1	5.88%
Teacher <--> Student	6	35.29%
Student <--> Student	6	35.29%
All of the above	1	5.88%



# Thank You !

We really appreciate your time and feedback.

